




**ZEBRA**



## Zebra Printer Portfolio

SMARTER WAYS TO TRACK AND MANAGE YOUR ASSETS



# Today's Enterprises Face Unprecedented Challenges

The global business environment is more complex and competitive than ever before. Markets and business operations are more fast-paced and volatile. Decision-making is under unprecedented time pressure. Competition is fierce and global. Simplifying operations and knowing more about your business are essential for managing a successful enterprise today.



Zebra® offers an extensive portfolio of visibility solutions incorporating barcode, RFID and location systems that transforms the physical elements of a business into the digital. This transformation creates a transparent picture of an organization's value chain by helping you know — in real time — the location, motion and state of assets, people and transactions throughout your operation. We call this Enterprise Asset Intelligence.

## What Does This Mean for You?

With this level of visibility, you can see the events happening in your value chain in real time. You can act upon them, creating new value from what is already there. You can use this business intelligence to inspire innovation throughout your organization, find new ways to operate more efficiently, build stronger customer loyalty or improve patient safety.

We're helping businesses like yours gain visibility into operations, inventories and the supply chain to make smarter, faster business decisions:

- Manufacturers can contain costs and streamline processes
- Retailers can build shopper loyalty by serving multiple channels and optimizing the customer experience, as well as enhance employee efficiency and sales strategies
- Healthcare providers can improve patient safety and maximize enterprise efficiency











# Printing. Tagging. Tracking. Locating.

Zebra's extensive portfolio of products and solutions gives you smarter ways to track and manage your assets. With Zebra's barcode and RFID solutions, you can produce labels, receipts, documents or cards on-demand. Today, customers around the globe and across multiple industries use Zebra solutions to know more about the assets and data that flow through their operations and make better decisions.

## INDUSTRIAL PRINTERS





Zebra's rugged industrial printers stand up to your most demanding applications to keep your operations up and running.

Series	Max. Print Widths	Connectivity	Print Resolution	Max. Print Speed
<b>Xi4™ Series: 110Xi4™, 140Xi4™, 170Xi4™, 220Xi4™</b>				
	4.09"/104 mm (110Xi4™) 5.04"/128 mm (140Xi4™) 6.6"/168 mm (170Xi4™) 8.5"/216 mm (220Xi4™)	 802.11b/g <sup>1</sup> Applicator Port	203 dpi (all) 300 dpi (exc. 140Xi4™) 600 dpi (110Xi4™ only)	14"/356 mm per second <sup>2</sup>
<b>105SLPlus™</b>				
	4.09"/104 mm	 802.11b/g <sup>1</sup>	203 dpi 300 dpi	12"/305 mm per second 10"/254 mm per second
<b>ZT400™ Series: ZT410™, ZT420™</b>				
<b>Link-OS®</b> 	4.09"/104 mm (ZT410™) 6.6"/168 mm (ZT420™)	 802.11a/b/g/n <sup>1</sup>	203 dpi 300 dpi 600 dpi (ZT410 only)	14"/356 mm per second (203 dpi) 10"/254 mm per second (300 dpi) 4"/102 mm per second (600 dpi)
<b>ZT200™ Series (Available in thermal transfer and direct thermal models): ZT220™, ZT230™</b>				
<b>Link-OS®</b> 	4.09"/104 mm	 802.11a/b/g/n <sup>1</sup>	203 dpi 300 dpi	6"/152 mm per second

<sup>1</sup> Optional feature. <sup>2</sup> Dependent upon model and resolution.

## KIOSK PRINTERS






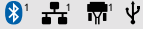










Zebra's robust kiosk printers offer a range of features designed to provide fast, reliable and versatile printing performance.

Series	Max. Print Widths	Connectivity	Type	Print Resolution	Max. Print Speed
<b>Receipt Printers</b>					
	3.1"/80 mm (KR403™; KR203™)		Embedded	203 dpi	6"/150 mm per second
<b>Zebra Kiosk Print Station (Enclosure can accommodate printers with following features:)</b>					
	3.1"/80 mm (KR403; KR203)		Embedded	203 dpi	6"/150 mm per second

<sup>1</sup> Optional feature.

## DESKTOP PRINTERS



Where space is limited, Zebra desktop printers are a compact, affordable and easy-to-operate solution.

Model/Series	Max. Print Widths	Connectivity	Print Resolution	Print Language	Max. Print Speed
<b>ZD500™ (RFID optional)</b>					
 Link-OS®	4.09"/104 mm	 802.11a/b/g/n <sup>1</sup> Dual Radio <sup>1</sup>	203 dpi 300 dpi	ZPL	6"/152 mm per second (203 dpi) 4"/102 mm per second (300 dpi)
<b>GX420™ &amp; GX430™ (The GX420 is available in thermal transfer and direct thermal models; the GX430 is available in a thermal transfer model)</b>					
	4.09"/104 mm	 802.11b/g <sup>1</sup>	203 dpi (GX420) 300 dpi (GX430)	EPL & ZPL (co-resident)	6"/152 mm per second (GX420) 4"/102 mm per second (GX430)
<b>ZD420 &amp; ZD420 Healthcare (Ribbon cartridge printer)</b>					
 Link-OS®	4.09"/104 mm	 802.11ac <sup>1</sup> Dual Radio <sup>1</sup>	203 dpi 300 dpi is optional	EPL & ZPL (co-resident)	6"/152 mm per second (203 dpi) 4"/102 mm per second (300 dpi)
<b>GK420™ &amp; GK420 Healthcare (Available in thermal transfer and direct thermal models)</b>					
	4.09"/104 mm		203 dpi	EPL & ZPL (co-resident)	5"/127 mm per second
<b>GC420™ (Available in thermal transfer and direct thermal models)</b>					
	4.09"/104 mm		203 dpi	EPL & ZPL (co-resident)	4"/102 mm per second
<b>GT800<sup>2</sup></b>					
	4.09"/104 mm		203 dpi 300 dpi is optional	EPL & ZPL (co-resident)	5"/127 mm per second (203 dpi) 4"/102 mm per second (300 dpi)
<b>ZD410 &amp; ZD410 Healthcare (Direct thermal only)</b>					
 Link-OS®	2.2"/56 mm	 802.11ac <sup>1</sup> Dual Radio <sup>1</sup>	203 dpi 300 dpi is optional	EPL & ZPL (co-resident)	6"/152 mm per second (203 dpi) 4"/102 mm per second (300 dpi)
<b>TLP 2824 Plus™</b>					
	2.2"/56 mm		203 dpi	EPL & ZPL (co-resident)	4"/102 mm per second

<sup>1</sup> Optional feature. <sup>2</sup> Not available in North America.

## PRINT ENGINES

















OEM print engines are designed to be integrated into label-appliator systems, providing reliable high-performance label printing for unattended applications.

Series	Max. Print Widths	Connectivity	Print Resolution	Max. Print Speed
<b>ZE500™ Series: ZE500-4™, ZE500-6™</b>				
	4.09"/104 mm 6.6"/168 mm	 802.11b/g <sup>1</sup> Applicator Port	203 dpi 300 dpi	12"/305 mm per second <sup>2</sup>

<sup>1</sup> Optional feature. <sup>2</sup> Dependent upon model and resolution.

## MOBILE PRINTERS



Zebra mobile solutions increase employee productivity and accuracy by enabling printing on site and on demand.

Model/Series	Media Type	Max. Print Widths	Connectivity	Ruggedness (Drop Specification)	IP Rating <sup>2</sup>	Weight (With battery)
<b>QLn™ Series: QLn220™, QLn320™ &amp; QLn420™</b>						
 	High Duty Cycle Label and Receipt Printing	1.9"/48 mm (QLn220) 2.8"/72 mm (QLn320) 4.09"/104 mm (QLn420)	 802.11a/b/g/n <sup>1</sup> Dual Radio <sup>1</sup>	5'/1.5 m (QLn220/320) 6'/1.8 m (QLn420)	IP43 (IP54 with optional soft case)	1.25 lbs/(0.57 kg) (QLn220) 1.6 lbs/(0.72 kg) (QLn320) 2.45 lbs/(1.1 kg) (QLn420)
<b>QLn Series Healthcare: QLn220 Healthcare &amp; QLn320 Healthcare</b>						
 	High Duty Cycle Label and Receipt Printing	1.9"/48 mm (QLn220) 2.8"/72 mm (QLn320)	 802.11a/b/g/n <sup>1</sup> Dual Radio <sup>1</sup>	5'/1.5 m	IP43 (IP54 with optional soft case)	1.25 lbs/(0.57 kg) (QLn220) 1.6 lbs/(0.72 kg) (QLn320)
<b>ZQ500™ Series: ZQ510™ &amp; ZQ520™</b>						
 	High Duty Cycle Receipt and Medium Duty Cycle Label Printing	2.83"/72 mm (ZQ510) 4.09"/104 mm (ZQ520)	 802.11a/b/g/n <sup>1</sup> Dual Radio <sup>1</sup>	6.6'/2 m (10'/3 m with optional exoskeleton case)	IP54 (IP65 with optional exoskeleton case)	1.39 lbs/(0.63 kg) (ZQ510) 1.73 lbs/(0.78 kg) (ZQ520)
<b>iMZ Series™: iMZ220™ &amp; iMZ320™</b>						
 	Medium Duty Cycle Receipt and Label <sup>6</sup> Printing	1.9"/48 mm (iMZ220) 2.8"/72 mm (iMZ320)	 802.11a/b/g/n <sup>1</sup>	4'/1.2 m	IP42 (IP54 with optional soft case)	0.70 lbs/(0.32 kg) (iMZ220) 0.75 lbs/(0.34 kg) (iMZ320)
<b>EZ320™<sup>5</sup></b>						
	Low Duty Cycle Receipt Printing	3.15"/80 mm		4'/1.2 m	IP42	.65 lbs/ (.29 kg)
<b>ZQ110™</b>						
	Low Duty Cycle Receipt Printing	1.89"/48 mm	 802.11b/g <sup>1</sup>	4'/1.2 m	N/A (IP54 with optional soft case)	0.50 lbs/(0.23 kg)

<sup>1</sup> Optional feature. <sup>2</sup> The IP rating indicates the level of protection that the printer has against the ingress of solid objects (dust) and liquids (rain). The higher the value, the better the protection offered. <sup>3</sup> Weight indicated includes battery and ribbon. <sup>4</sup> Ethernet support via docking cradle. <sup>5</sup> Only available in China and India. <sup>6</sup> Please consult Zebra for the type of labels supported.

## WRISTBAND PRINTERS












The HC100™ wristband printer with an integrated media cartridge offers a total solution for wristband printing.

Model	Print Widths	Connectivity	Print Resolution	Max. Print Speed
	1.0"/25.4 mm 1.1875"/30.16 mm 0.75"/19.05 mm 0.75"/19.05 mm	 802.11b/g <sup>1</sup>	300 dpi	4"/102 mm per second

<sup>1</sup> Optional feature.

## RFID PRINTER/ENCODERS\*









Zebra's broad portfolio of UHF RFID Printer/encoders provide accurate, and scalable encoding solutions for any RFID application.

Model/Series	Max. Print Widths	Connectivity	Print Resolution	Max. Print Speed
<b>ZE500R™</b> 	4.09"/104 mm	 802.11b/g <sup>1</sup> Applicator Port	203 dpi 300 dpi	12"/305 mm per second
<b>R110Xi4™</b> 	4.09"/104 mm	 802.11b/g <sup>1</sup> Applicator Port	203 dpi 300 dpi 600 dpi	14"/355 mm per second (203 dpi) 12"/305 mm per second (300 dpi) 6"/152 mm per second (600 dpi)
<b>ZT400 Series: ZT410 &amp; ZT420</b>				
<b>Link-OS®</b> 	4.09"/104 mm (ZT410) 6.6"/168 mm (ZT420)	  802.11a/b/g/n <sup>1</sup>	203 dpi 300 dpi 600 dpi (ZT410 only)	14"/356 mm per second (203 dpi) 10"/254 mm per second (300 dpi) 4"/102 mm per second (600 dpi)
<b>ZD500R™</b> <b>Link-OS®</b> 	4.09"/104 mm	 802.11a/b/g/n <sup>1</sup> Dual Radio <sup>1</sup>	203 dpi 300 dpi	6"/152 mm per second (203 dpi) 4"/102 mm per second (300 dpi)
<b>ZXP Series 7™</b> 	N/A	 802.11b/g <sup>1</sup>	300 dpi	300 YMCKO; 225 YMCKOK; 1375 Mono/Single-sided

<sup>1</sup> Optional feature. \*Additionally, card printer models ZXP Series 3, ZXP Series 7 and ZXP Series 8 support encoding of High-Frequency RFID smart cards.

## CARD PRINTERS

With Zebra card printers you can easily produce high-quality, durable cards for a variety of applications.

Series	Print Type	Color/Monochrome	Print Speed (Card/Hour)	Connectivity Options	Encoding Options	Lamination	Card Capacity (30 mil)
<b>ZXP Series 8™</b> 	Retransfer	Color and Mono	190 YMC; 180 YMCK	 802.11b/g <sup>1</sup>	Magnetic stripe/ contact smart card/ contactless smart card	Single- or dual-sided	150 input; 100 output
<b>ZXP Series 7™</b> 	Direct-to-card	Color and Mono	300 YMCKO; 225 YMCKOK; 1375 Mono/ Single-sided	 802.11b/g <sup>1</sup>	Magnetic stripe/ contact smart card/ contactless smart card; UHF RFID	Single- or dual-sided	200 input; 100 output 250 input; 250 output (ZXP Series 7 Pro)
<b>ZXP Series 3™</b> 	Direct-to-card	Color and Mono	195 YMCKO; 140 YMCKOK; 700 Mono/ Single-sided		Magnetic stripe/ contact smart card/ contactless smart card	N/A	100 input; 45 output
<b>ZXP Series 1™</b> 	Direct-to-card	Color and Mono	120 YMCKO; 500 Mono/ Single-sided		Magnetic stripe	N/A	100 input; 45 output

<sup>1</sup> Optional feature.

## Rely On Zebra to Maximize the Availability and Productivity of Your Printers

Zebra exceeds customers' expectations through the exceptional design and performance of our products. High-quality supplies, software and service make reliable Zebra printers even more reliable.

### Genuine Zebra Supplies

Whether you are identifying a product or shipment, communicating a new price to a customer or identifying a lab sample, a barcode label is a critical mechanism for your organization. A barcode label enables you to improve operational efficiency, supports the growth of your organization and helps enhance the customer experience by providing critical information.

A barcode label seems simple — a label is a label, right? Not exactly. There are thousands of thermal materials and no two are created equal. They each feature a unique combination: facstock, adhesive and liner. The use of a wrong or low-quality material can lead to unreadable labels and premature printhead failure, which leads to the need to reprint labels, increased IT help desk calls, in addition to downtime and cost related to increased printhead replacement, resulting in reduced productivity and efficiency.

That is why Zebra is focused on providing high-quality, pre-tested, reliable supplies.

### High-Quality Supplies

Consistent materials and quality processes ensure consistent print quality, reducing the need to re-print labels due to poor readability and scannability.

- ISO 9001:2008 certified
- Consistent materials from run to run
- Computerized vision inspection system to ensure color placement
- Color matching software and equipment ensures consistent color from run to run
- 23-point inspection process that begins prior to start-up



### Pre-Tested Supplies

Zebra's Supplies Research and Development Team pre-tests all materials in Zebra printers to ensure we select materials that:

- Minimize premature printhead wear and tear
- Provide excellent print quality

We also perform chemical resistance, adhesive and environmental testing to ensure they will withstand unique environments.

### Reliable Supplies

Zebra is one of the largest thermal label converters in North America. We use inks, varnishes, tooling, equipment and inspection techniques specifically suited for the special requirements of thermal materials.

With multiple locations in the United States and Europe, you can count on quick delivery. In addition, our disaster/contingency plan ensures minimal delivery interruptions in the event of a disaster at one of our locations.

### Connectivity, Software and Printer Management

Easily integrate, manage and maintain your Zebra devices with our Link-OS and ZebraLink software solutions.

- Quickly design labels and cards utilizing our intuitive plug-and-print software products that require no programming.
- Integrate and maintain remote Zebra printers in a distributed environment with Zebra's advanced centralized printer management tools.



- Integrate high-performance printing solutions into your enterprise resource planning (ERP) systems, such as Oracle and SAP, quickly, easily and cost-effectively — without the need for additional middleware or the cost of per-printer seat licenses.
- Create custom applications for multiple Operating Systems with embedded support for Zebra printers using our Software Development Kits (SDKs). Our source code samples, documentation and on-device demonstration modules make it simple and straightforward.
- Securely connect your Zebra Link-OS device to the cloud quickly and easily.
- Leverage Zebra's Development Services team to help scope, create and roll out your solution.

### Zebra OneCare Services

Availability of your printers is key to the success of your business and the return on your Zebra printer investment. Now, with Zebra OneCare services, you can ensure that your Zebra Mobile, Tabletop, Desktop, Card and Kiosk printers achieve maximum uptime and peak performance. You get unmatched support, right from the manufacturer — from experts that offer unparalleled product knowledge. With three service levels to choose from — Essential, Select and Premier — you'll find a Zebra OneCare offering that will meet your service requirements and your budget. And with global coverage, we're ready to meet your support needs, no matter where in the world your business is located.

- Zebra OneCare Essential provides basic assurance through comprehensive coverage, technical support, device diagnostics and 3-day turnaround time on repairs.
- Zebra OneCare Select offers around-the-clock availability and visibility through services that include online dashboards, 24x7 support and same-day shipment of pre-configured, replacement devices that are ready to use on arrival.
- Through the Premier level of service, Zebra and its channel partners collaborate to meet the needs of customers whose requirements go beyond a defined service package. Premier services include customized dashboards, advanced diagnostics, third party software support and support from a dedicated helpdesk.

To learn more about how our products and solutions offer smarter ways for you to track and manage your assets, visit [www.zebra.com](http://www.zebra.com)



NA and Corporate Headquarters | +1 800 423 0442 | [inquiry4@zebra.com](mailto:inquiry4@zebra.com)